



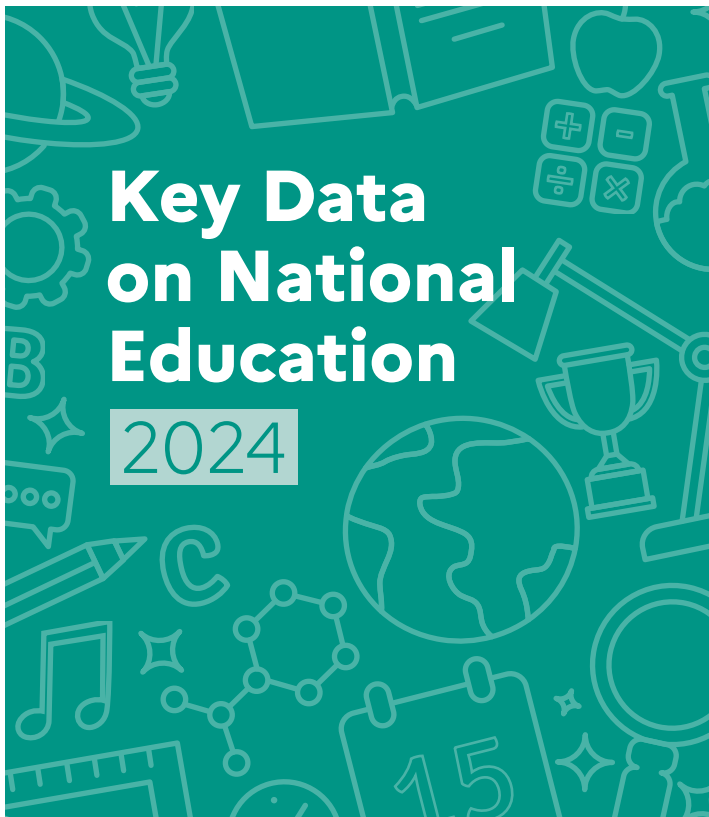
RÉPUBLIQUE  
FRANÇAISE

*Liberté  
Égalité  
Fraternité*

**depp** Direction de l'évaluation,  
de la prospective  
et de la performance

# Key Data on National Education

2024



Source and field (unless otherwise stated):  
DEPP-MENJ, Public and government-dependent  
private schools, France.  
In this publication, values are rounded.

**Ministry of national education  
and youth**

Directorate of Evaluation,  
Forecasting and  
Performance Monitoring  
61-65 rue Dutot  
75732 Paris Cedex 15

**Publishing director**  
Magda Tomasini

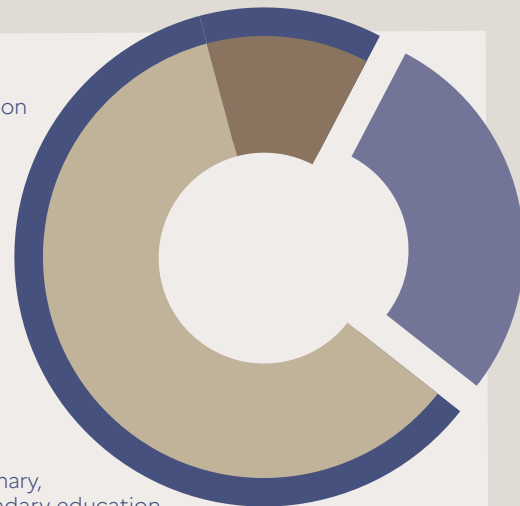
**Editor in chief**  
Viviane Demay

**Graphic design and production**  
Anthony Fruchart

# Personnel and schools

**1,211,900  
personnel**

in national Education  
in 2023-2024



of which

■ **851,600**

teachers in pre-primary,  
primary and secondary education  
of which

■ **711,600** in the public sector


■ **140,000** in Government-dependent private schools

■ **348,400**

non-teaching personnel

**58,470 primary and secondary schools**

(Ministry of national education)



# Education financing

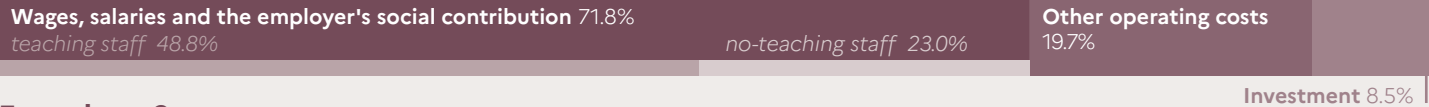
**180.1 billion euros** are devoted to **domestic education expenditure** in 2022, that is

**6.8%** of **France GDP**


## By whom?



## What for?



## For whom?



# Students and apprentices in primary and secondary education

## 12,667,500 students and apprentices

in 2023-2024

**6,339,900**

students in pre-primary/primary education\*

**3,404,800**

lower secondary education students and Segpa students\*

**2,251,800**

upper secondary education students\*

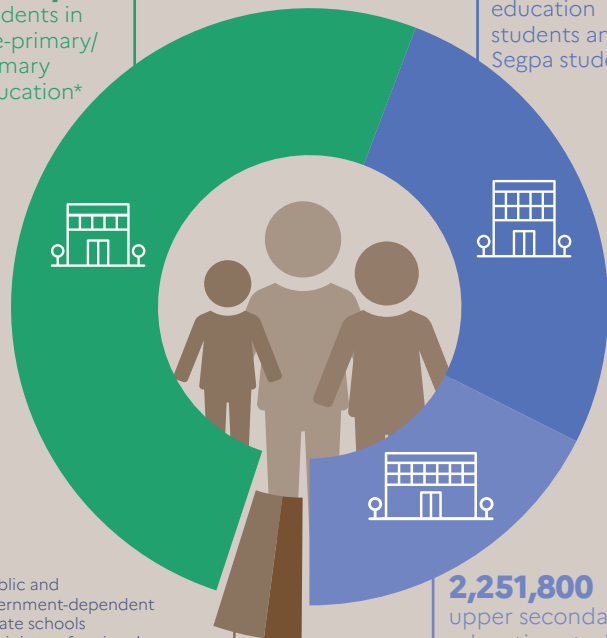
**283,300**

students in pre-primary, primary and secondary education of private independent schools and schools of ministry of agriculture and of health ministry.

**385,650**

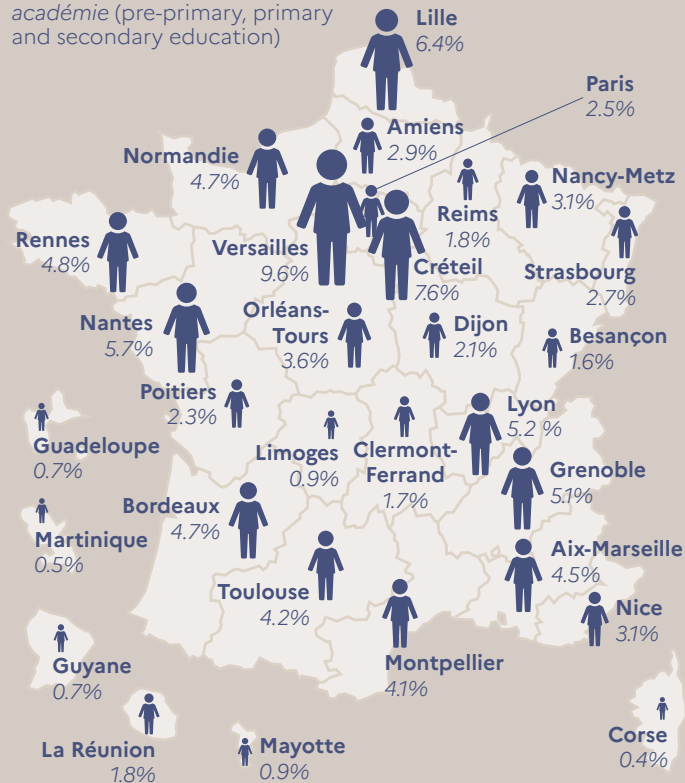
apprentices of secondary education

\* Public and government-dependent private schools of ministry of national education



## 9.6% of students

are enrolled in the Versailles académie (pre-primary, primary and secondary education)



Académie: main administrative district of the ministries in charge of the education system.

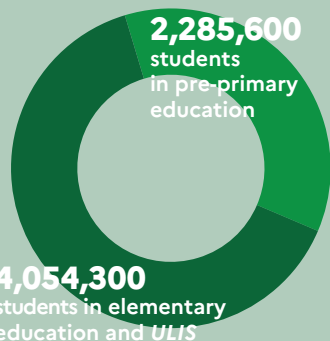
# Pre-primary and primary education

Start of the school year 2023



**6,339,900 students** in pre-primary and primary education of which 5,486,450 students enrolled in the public sector

in other words 86.5% of students in the public sector

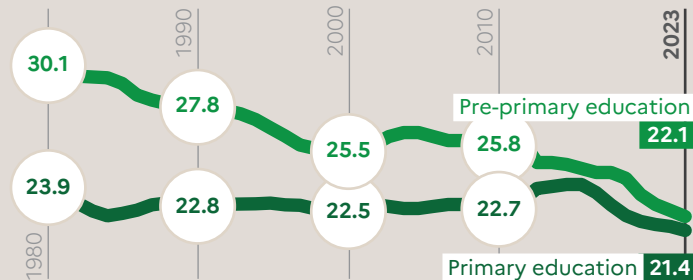


of which 235,400 pre-primary and primary education students with disabilities in mainstream education



**368,600 primary education teachers** of which 324,600 public teachers

## Evolution in average class size



From 2013, public and government-dependent private schools.

**1,1 million pre-primary and primary education students** in schools of the priority areas (REP and REP+)




in other words **1 out of 5** student in the public school system



in **6,594 schools**

**1 teacher in primary education for 18.4 students**

in France in 2020-2021



Source: RERS 2024, DEPP, OECD, *Education at a glance*, 2023.

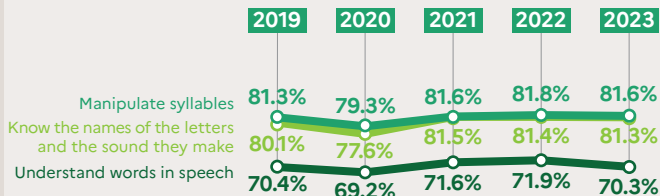
! This indicator is different from the average class size.

# National assessments: a tool for knowledge of student learning

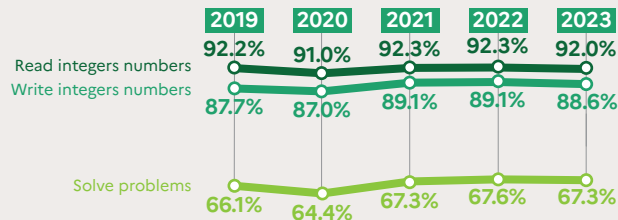
Part of the students presenting  
a satisfactory mastery learning

*Above threshold 2*

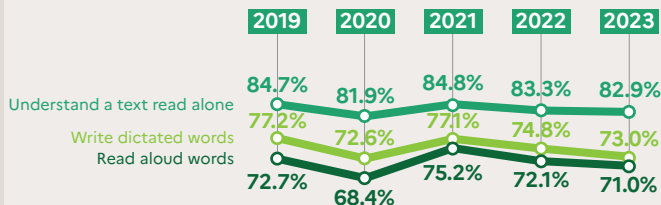
## In French, at the beginning of first grade



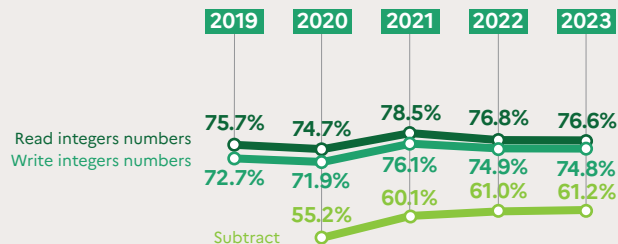
## In mathematics, at the beginning of first grade



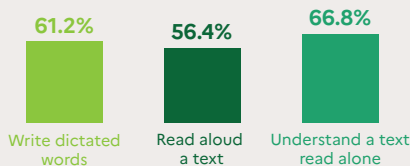
## In French, at the beginning of second grade



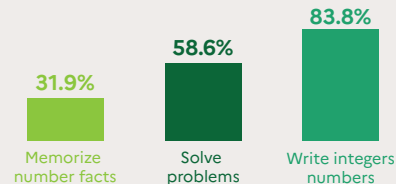
## In mathematics, at the beginning of second grade



## In French, at the beginning of fourth grade 2023



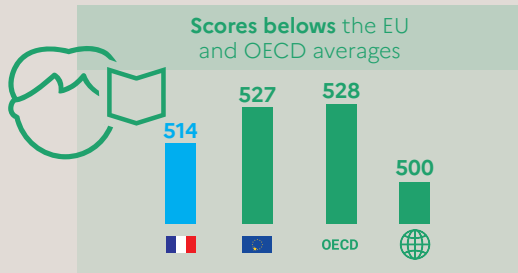
## In mathematics, at the beginning of fourth grade 2023



# The international assessments

## Pirls 2021

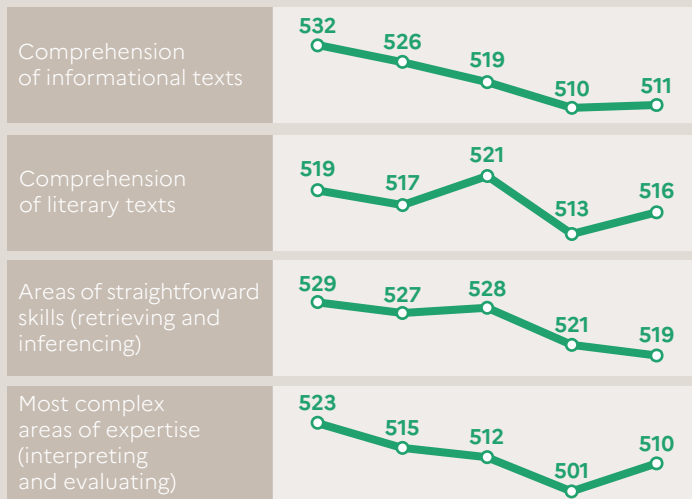
Progress in International Reading Literacy Study



## Evolution of the average score for France

according to the type of text

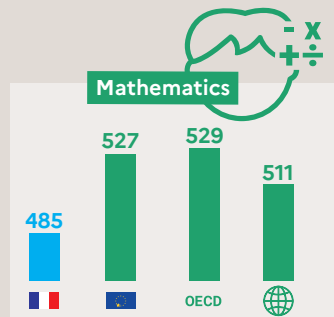
2001 2006 2011 2016 2021



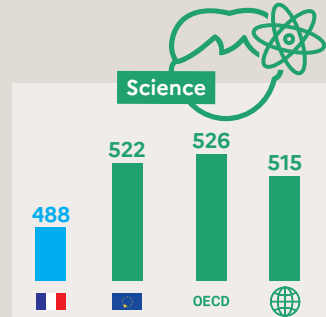
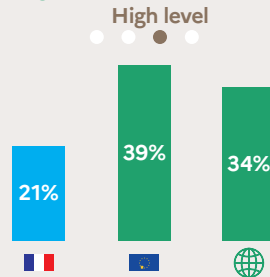
## TIMSS 2019

Trends in International Mathematics and Science Study

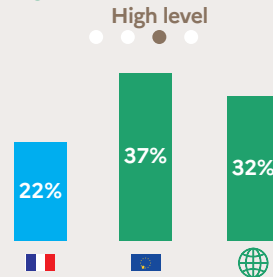
**France's performance lags behind from EU and OECD averages**



In France in mathematics, only **21% of the fourth grade students (CITE 1) reach a high level**



In France in science, only **22% of the fourth grade students (CITE 1) reach a high level**



# Secondary education

Start of the school year 2023



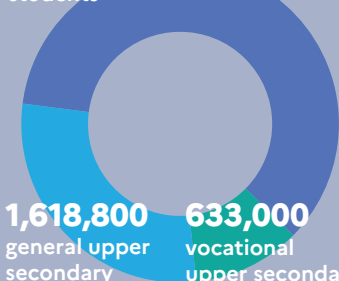
**5,656,600**

students in secondary education  
of which 4,465,200 students  
enrolled in the public sector



in other words 78.9%  
of students  
in the public sector

**3,404,800**  
lower secondary education  
students



**1,618,800** general upper  
secondary  
education  
students

**633,000** vocational  
upper secondary  
education  
students

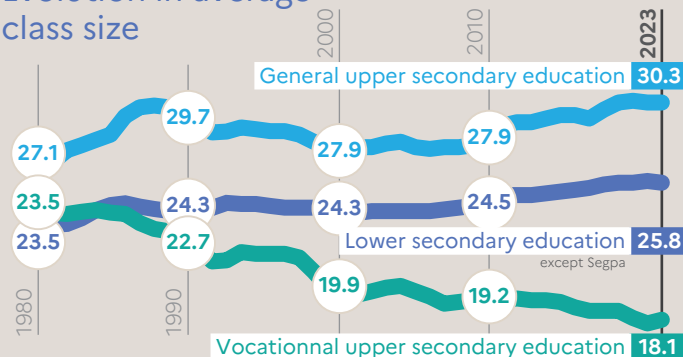


of which **232,850**  
secondary students  
with disabilities  
in mainstream education



**482,950** secondary  
education teachers  
of which 386,950  
public teachers

## Evolution in average class size



From 1994, public and government-dependent private schools.

**572,500** lower secondary education students  
in schools of priority areas (REP and REP+)




in other words **1 out of 5** lower secondary  
student in the public school system



in **1,093** lower  
secondary schools

**1** teacher in secondary education  
for **13.1** students

in France in 2020-2021



Source: RERS 2024, DEPP, OECD, *Education at a glance* 2023.

! This indicator is different  
from the average class size.

## The baccalauréat

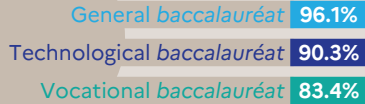
(upper secondary school leaving certificate)



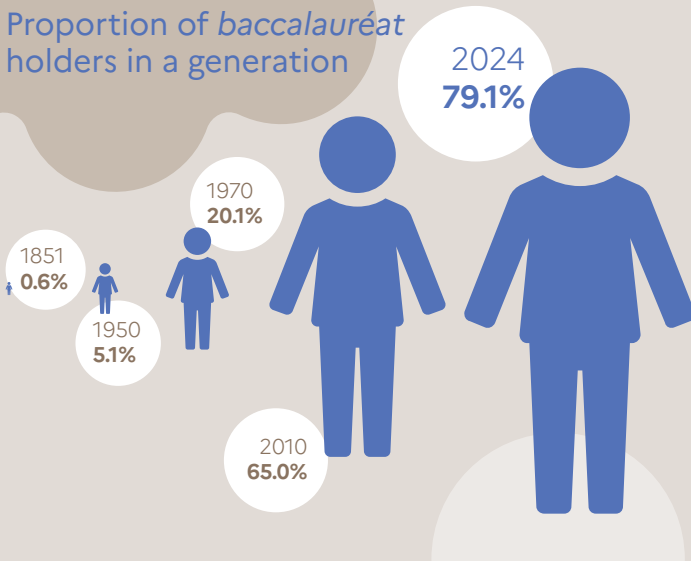
In 2024, the *baccalauréat* success rate is

**91.4%**

! 2024 provisionnal data



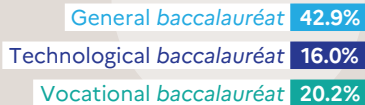
Proportion of *baccalauréat* holders in a generation



At the 2024 session,

**79.1%**

of youth in a generation obtained the *baccalauréat*

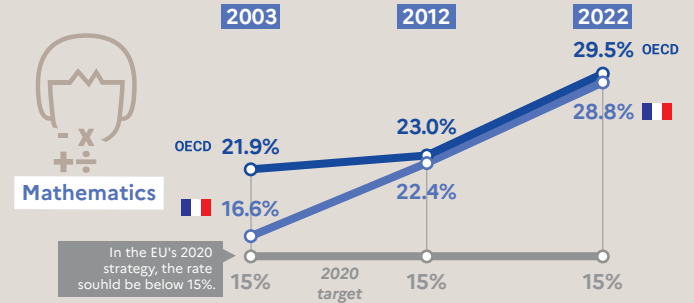


## International student assessments

### PISA 2022 15 years old students

Programme for International Student Assessment

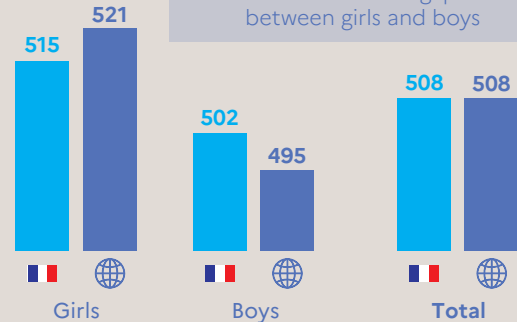
Insufficient proficiency in mathematics



### ICCS 2022 8<sup>th</sup> grade students

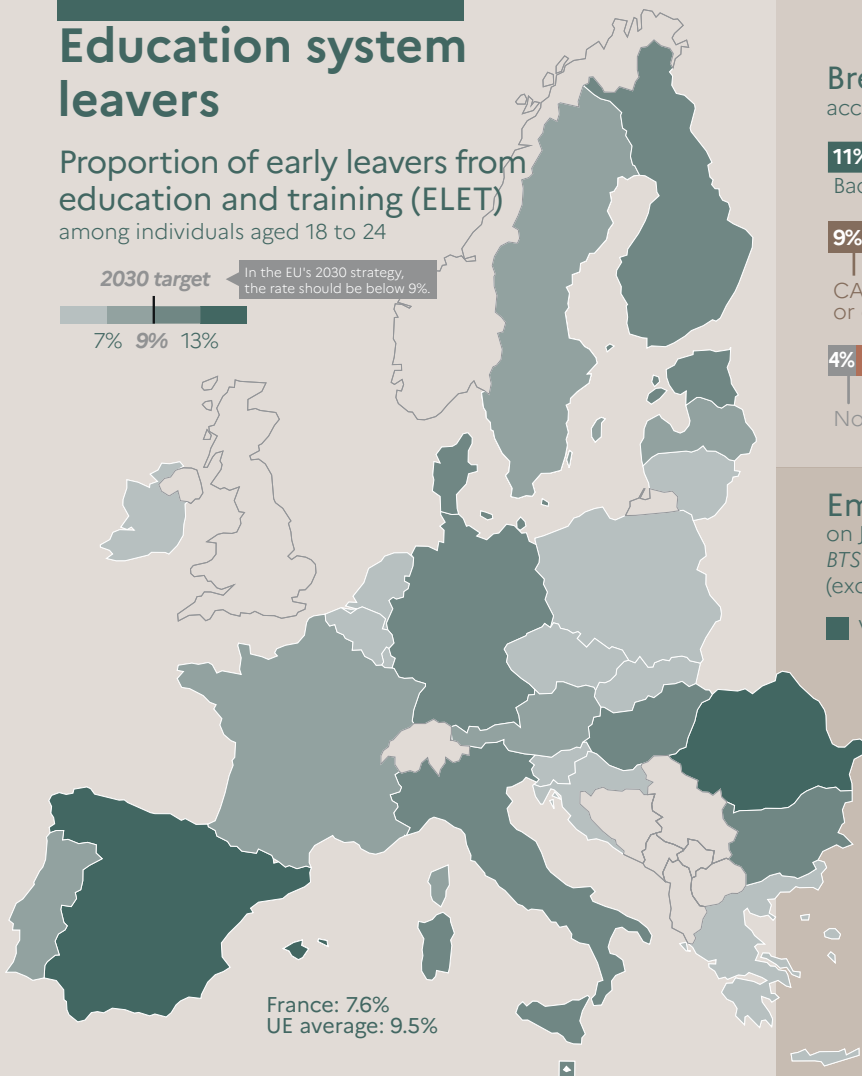
International Civic and Citizenship Education Study

France in the international average  
More moderate gaps between girls and boys

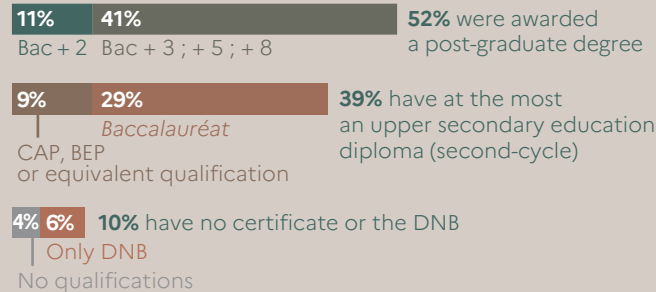


# Education system leavers

## Proportion of early leavers from education and training (ELET) among individuals aged 18 to 24



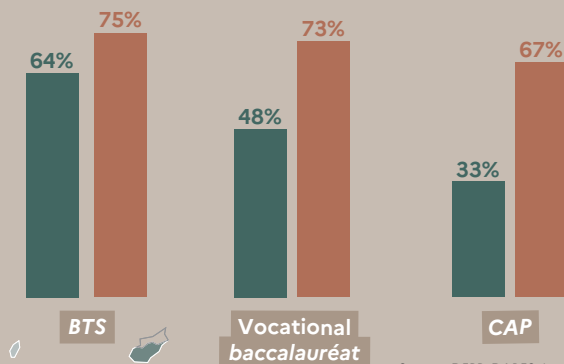
## Breakdown of initial education leavers according to their highest level of qualification, in 2021



## Employment rate of graduates

on January 2023 : vocational upper secondary school leavers, BTS school leavers and Apprentice training centres leavers (excluding Mayotte)

■ Vocational upper secondary schools, BTS ■ Apprenticeship





Source: DEPP, DARES, Inserjeunes.

# Glossary

|              |   |
|--------------|---|
| <b>BEP</b>   | Vocational qualification                                  |
| <b>BTS</b>   | Diploma of advanced technician                            |
| <b>CAF</b>   | Family Allowance Fund                                     |
| <b>CAP</b>   | Certificate of vocational ability                         |
| <b>DARES</b> | Directorate of Animation Research, Studies and Statistics |
| <b>DEPP</b>  | Evaluation, Forward Planning and Performance Directorate  |
| <b>DNB</b>   | Certificate of lower secondary education                  |
| <b>DUT</b>   | Diploma in technological studies                          |
| <b>EREA</b>  | Regional adapted teaching institutions                    |
| <b>GDP</b>   | Gross domestic product                                    |
| <b>GT</b>    | General and technological                                 |
| <b>MENJ</b>  | Ministry of national Education and Youth                  |
| <b>MESR</b>  | Ministry of higher Education, Research and Innovation     |
| <b>OECD</b>  | Organisation for Economic Cooperation and Development     |
| <b>PIRLS</b> | Progress in International Reading Literacy Study          |
| <b>PISA</b>  | Programme for International Student Assessment            |
| <b>REP</b>   | Educational Priority Networks                             |
| <b>REP+</b>  | Educational Priority Reinforced Networks                  |
| <b>Segpa</b> | General and Vocational Adapted Learning Section           |
| <b>TIMSS</b> | Trends in International Mathematics and Science Study     |
| <b>UE</b>    | European Union  |
| <b>ULIS</b>  | Local Units for Educational Inclusion                     |

# DEPP publications



Stay informed on  
[education.gouv.fr/etudes-et-statistiques](https://education.gouv.fr/etudes-et-statistiques)



**FOLLOW US**  
online

---

**education.gouv.fr**  
**education.gouv.fr/etudes-et-statistiques**

e-ISBN 978-2-11-172543-0  
e-ISSN 3002-000X